

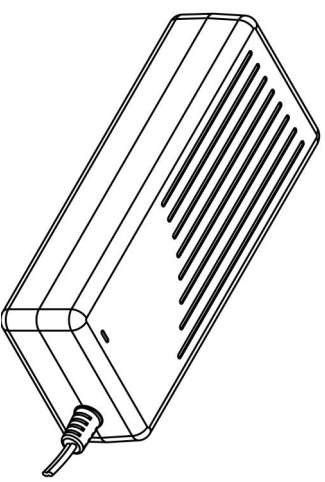
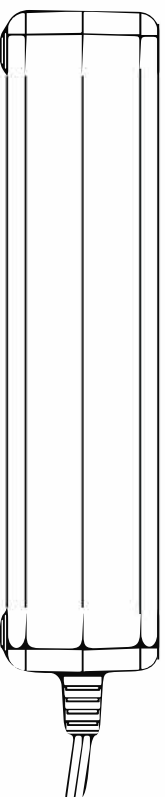
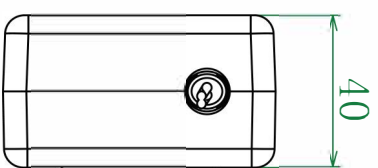
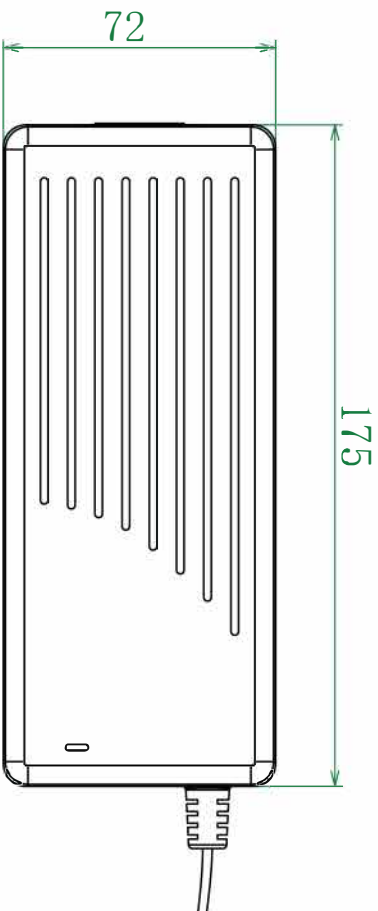
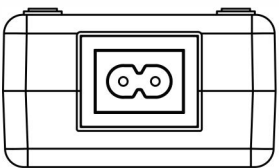


N100-24 (24V 2.8A) 20S NiMH/NiCd Battery Charger

Item	Specification	Remark
1.Input		
Rating input voltage	100~240Vac 50/60Hz	
Input voltage range	90~264Vac	
Rating input current	1.5Arms	Input:100V Output:Full load
Max input power	100W	Input:100V Output:Full load
2.Output		
No load output voltage	DC 6.5V	
Output voltage range	DC 20 ~ 32V	
Suit with battery type	20S Ni-MH/Ni-Cd battery	
Charging current	2.8A \pm 10%	
Charging trickle	1/10 CC Pulse	
Max Charging voltage	DC 32V	
Main charge end condition	-DV \geq 5mV /cell (TYP) or Vmax \geq 1.6V/cell DT/dt \geq 0.8 $^{\circ}$ C/min or Timer out.	For NiCd, Vmax is 1.8V/cell
Timer	8hours (default)	
Max output power	90W	
Ripple voltage	\leq 320mV	Full load
Charging LED	Red:Charging	
	Green:Full charge or idle	
Shorted	Yes	
Reversed	Yes	
Efficiency	\geq 87%	Full load @220V
3.Environment		
Operate temperature	-10 ~ +40 $^{\circ}$ C	
Operate humidity	< +90%	Relative humidity
Storage temperature	-40 ~ +70 $^{\circ}$ C	
Storage humidity	0 ~ +95%	Relative humidity
Cooling	Natural	
Vibration resistance	5MM/50HZ/600S	Non-operating condition
Impact resistance	1 meter drop test 3 times	Non-operating condition
4.Mechanical		
Weight	400g	
Size	175X72X40MM	Casing only
Connector	Refer to order	
5.Safety		
Max. temperature rise	< 40 $^{\circ}$ C on casing	
Safety approval	CE/cTUVus/CCC	
MTBF	30000H	
ESD	8.0KV	
Hi-Pot Insulation	i/p to o/p: 3000V (1 min)	

CUSTOMER REV	REV	ZONE	DESCRIPTION	CHA BY/DATE	APP BY/DATE

TOLERANCE FOR METAL	
DIVISION DIMENSION	TOLERANCE
-10	±0.08
10-30	±0.11
30-50	±0.13
50-80	±0.15
80-120	±0.18
120-180	±0.20
180-250	±0.25
250-400	±0.30



SHENZHEN GREEN DIGITAL POWER TECH CO., LTD

TITLE: _____ MATL: _____

MODEL: 100W-XXXXXX WEIGHT: _____

DES BY: _____ CAD FILE: _____ TEXTURE NO: _____

CHECK BY: _____ COLOR: _____ Paper Size: A4 SCALE: Fit

PART NO.:	CUSTOMER P/N	APP BY:	FINISH/TREATMENT:	DATE: