



■ **Features**

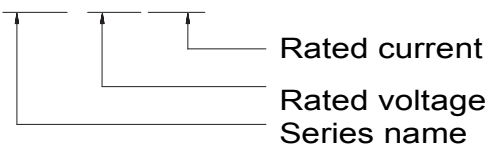
- AC/DC desktop type power unit
- High efficiency
- Universal AC input / Full range(90-264V~)
- Built- in active PFC function
- High frequency switching mode
- Protection: Short circuit / Over voltage /Over temperature
- Display voltage、 current
- 1 years warranty

■ **Applications**

- IT equipment or Radio system
- Machine room
- Surveillance system
- Home appliances

■ **Mode Encoding**

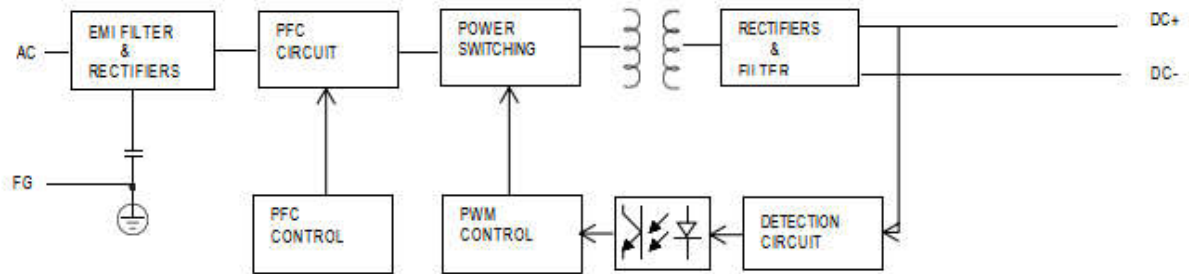
G600-XXXYYY



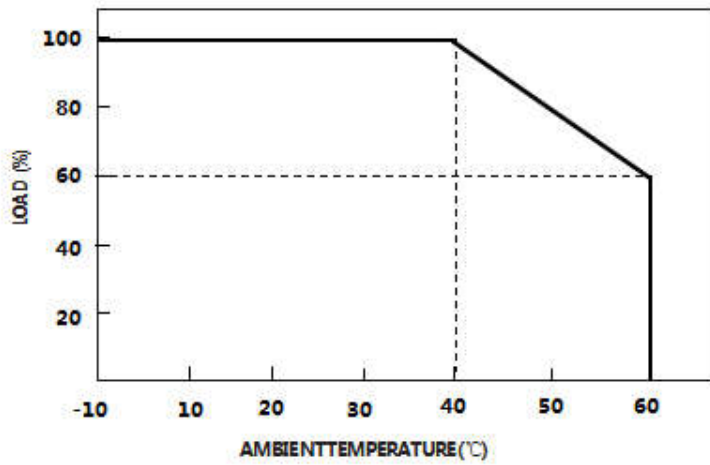
SPECIFICATION

MODEL		G600-240200	G600-360160	G600-420142	G600-480125	G600-600100	
OUTPUT	Voltage	24V±5%	36V±5%	42V±5%	48V±5%	60V±5%	
	current	0-20A	0-16A	0-14.2A	0-12.5A	0-10A	
	Rated power	480W	576W	596.4W	600W	600W	
	Voltage regulation	1%					
	Load regulation	5%					
	Start-up time	1000mS(Input:115VAC Output: Full load)					
	Rise time	30mS (Input:115VAC Output: Full load)					
	Hold time	15mS (Input:115VAC Output: Full load)					
	Ripple voltage	<output voltage*1% (20MHz , AC coupling mode, connected in parallel with 0.1uf ceramic capacitor and 47uf electrolytic capacitor)					
	LCD display	Display voltage, current					
INPUT	Rated input voltage	100 - 240VAC 50 / 60Hz					
	Input voltage range Note.2	90 - 264VAC					
	Power factor (Typ.)	PF>0.98 @AC100V,Full load					
	Input current (Typ.)	5.8A@115VAC 2.8A@230VAC					
	Inrush current (Typ.)	75A/230VAC (cold start)					
	Standby input power	<5W					
	Efficiency (Typ.)	91%	92%	92%	92%	93%	
PROTECTION	Short circuit	Protection type : Shut down output					
	Over voltage	Protection type : Shut down output					
	Over current	Protection type : Shut down output (110-160%)					
	Over temperature	Protection type : Shut down output					
ENVIRONMENT	Working temperature	-10 - +40°C (Refer to " Derating Curve")					
	Working humidity	0 - 90% RH					
	Storage temperature, humidity	-40 - +70°C, 0 - 95% RH					
	Cooling	Natural convection					
	Vibration resistance	10-50Hz,2G10min.1cycle,60min.eachalongX,Y,Zaxes					
SAFETY&EMC (Note.3)	Max. temperature rise	< 40°C on casing					
	Hi-Pot Insulation	i/p to o/p: 3000V (1 min)					
	Safety standards	IEC62368-1					
	EMC Emission	Parameter	Standard			Test Level Note	
		Conducted	EN55032 FCC PART15			Class B	
		Radiated	EN55032 FCC PART15			Class B	
		Harmonic Current	EN61000-3-2			
Voltage Flicker	EN61000-3-3					
EMC IMMUNITY	EN61000-4-2, EN61000-4-3, EN61000-4-4, EN61000-4-5, EN61000-4-6, EN61000-4-8, EN61000-4-11						
OTHERS	MTBF	30000H					
	Dimension	240*117*66mm (L*W*H)					
	Weight	1500g					
NOTE	<p>1. All parameters NOT specially mentioned are measured at 230VAC input, rated load and 25°C of ambient temperature.</p> <p>2. Derating may be needed under low input voltages. Please check the derating curve for more details.</p> <p>3. The power unit is considered as an independent unit, but the final equipment still need to re-confirm that the whole system complies with the EMC directives.</p>						

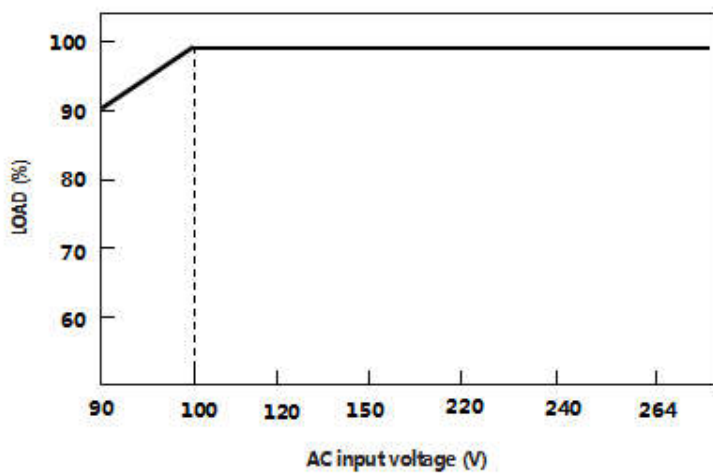
■ Block Diagram



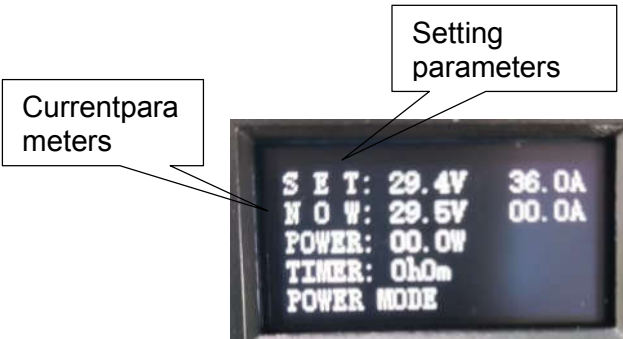
■ Derating Curve



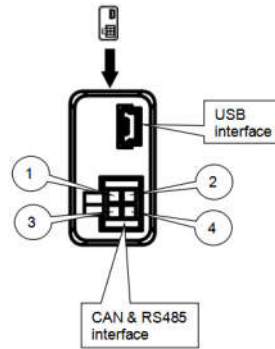
■ static Characteristics



■ LCD display



■ Communication Terminal Pin No.



Communication Terminal Pin No. Assignment

- When using CAN communication

Pin No.	Assignment
1	CANH
2	5V+
3	CANL
4	5V-

- When using RS485 communication

Pin No.	Assignment
1	RS485-B
2	5V+
3	RS485-A
4	5V-

■ Mechanical specification

