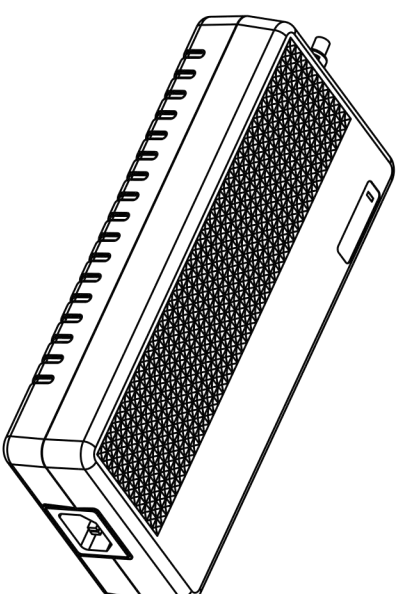
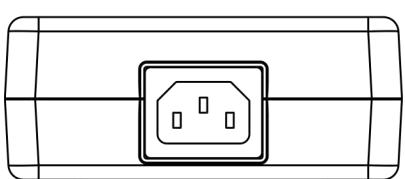
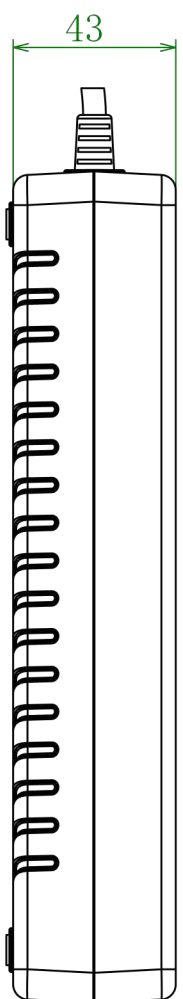
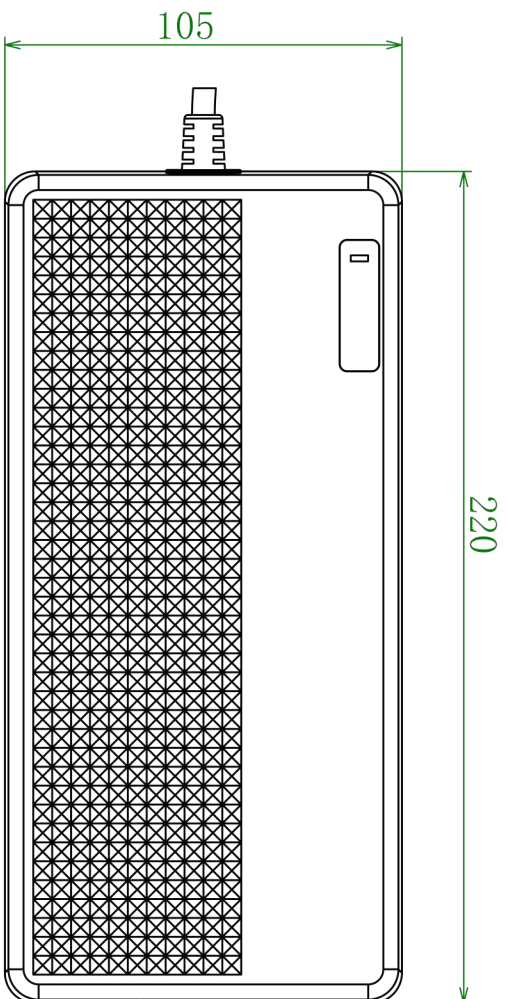




<b>G300-216138 (21.6V 13.8A) 6S Li-Fe Battery Charger</b>		
<b>Item</b>	<b>Specification</b>	<b>Remark</b>
<b>1.Input</b>		
Rating input voltage	100~240Vac 50/60Hz	
Input voltage range	90~264Vac	
Rating input current	4.5Arms	Input:100V Output:Full load
Power factor	PF>0.98	Input:115VAC Output:Full load
	PF>0.94	Input:230VAC Output:Full load
Standby power	1W	Input:115VAC&230VAC
Max input power	330W	Input:100V Output:Full load
<b>2.Output</b>		
No load output voltage	DC21.6V ±1%	
Output voltage range	DC15.0~21.6V	
Suit with battery type	6S Li-Fe battery	
Charging current	13.8A ±7%	
Charging voltage	DC21.6V ±1%	
Pre-charge	2.76A ±7%	voltage ≤18V Pre-charge
Charge-end current	≤1.38A±10%	
Timer	-	
Max output power	298.08W	
Ripple voltage	≤260mV	Full load
Charging LED	Red LED flashing	2Hz Error
	Green LED flashing	0.45Hz 空载No battery; 0.83Hz <25% Capacity; 1.25Hz ≥25% Capacity; 1.66Hz ≥50% Capacity; 2.5Hz ≥75% Capacity;
	Green LED on	Full
Shorted	Yes	
Reversed	Yes	
Efficiency	≥95%	Full load @220V
<b>3.Environment</b>		
Operate temperature	-10 ~ +40℃	
Operate humidity	< +90%	Relative humidity
Storage temperature	-40 ~ +70℃	
Storage humidity	0 ~ +95%	Relative humidity
Cooling	Natural	
Vibration resistance	5MM/50HZ/600S	Non-operating condition
Impact resistance	1 meter drop test 3 times	Non-operating condition
<b>4.Mechanical</b>		
Weight	1.3Kg	
Size	220X105X43MM	Casing only
Connector	Refer to order	
<b>5.Safety</b>		
Max. temperature rise	< 40℃ on casing	
Safety approval	CB/CE/FCC/CCC/cTUVus	
MTBF	30000H	
ESD	8.0KV	
Hi-Pot Insulation	i/p to o/p: 3000V (1 min)	

CUSTOMER REV	REV	ZONE	DESCRIPTION	CHA BY/DATE	APP BY/DATE



深圳市谷润数字电源有限公司

TITLE:		MATEL:	
MODEL:		G300-XXXXXX	
DES BY:	CAD FILE:	UNIT : mm	TEXTURE NO.
CHECK BY:	COLOR:	Paper Size:A4	SCALE:
APP BY:	FINISH/TREATMENT:		DATE:
PART NO.:			
CUSTOMER P/N:			