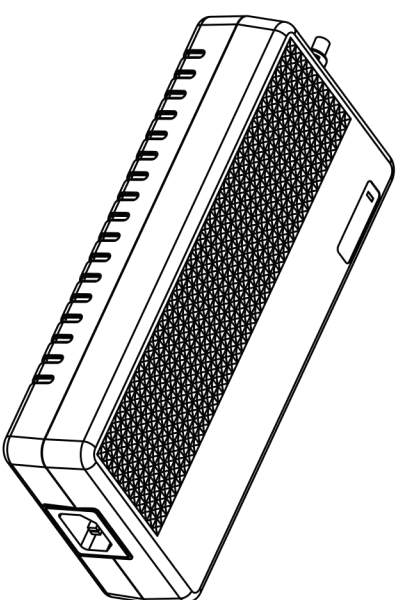
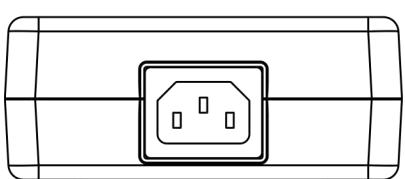
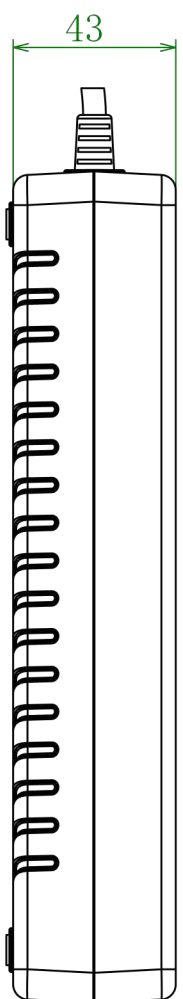
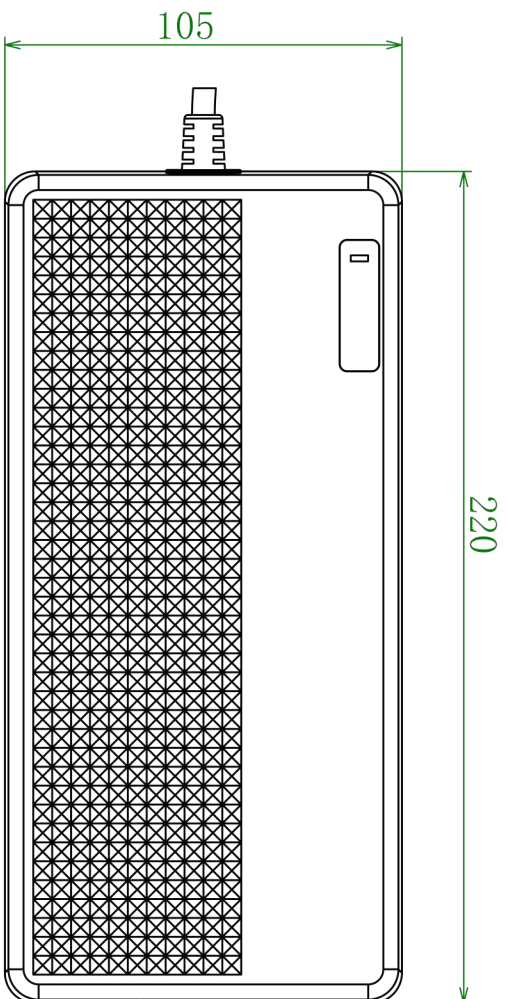


**G300-168170 (16.8V 17.0A) Power Adapter**

Item	Specification	Remark
1.Input		
Rating input voltage	100~240Vac 50/60Hz	
Input voltage range	90~264Vac	
Rating input current	4.5Arms	Input:100VAC Output:Full load
Power factor	PF>0.98	Input:115VAC Output:Full load
	PF>0.94	Input:230VAC Output:Full load
Efficiency	0.92	Input:115VAC Output:Full load
	0.94	Input:230VAC Output:Full load
Standby power	160mW	Input:115VAC&230VAC
Inrush current	50A/115VAC 80A/230VAC	Cold-start and 25°C,Full-load
Leakage current	<500uA	240VAC
2.Output		
Output voltage	16.8V	
Output current range	0-17A	
Rated maximum power	285.6W	
Voltage tolerance	±2%	
Voltage regulation	±1%	
Load regulation	±5%	
Start-up time	300ms	Input:115VAC Output:Full load
Rise time	20ms	Input:115VAC Output:Full load
Hold time	20ms	Input:115VAC Output:Full load
Ripple voltage	150mV	20MHz , AC coupling mode, connected in parallel with 0.1uf ceramic capacitor and 47uf electrolytic capacitor
3.Protect		
OLP	110-160% , Lock Mode	
OVP	Lock Mode	
SCP	Lock Mode	
OTP	Lock Mode	
4.Environment		
Operate temperature	-10 ~ +40°C	
Operate humidity	< +90%	Relative humidity
Storage temperature	-40 ~ +70°C	
Storage humidity	0 ~ +95%	Relative humidity
Cooling	Natural	
Vibration resistance	5MM/50HZ/600S	Non-operating condition
Impact resistance	1 meter drop test 3 times	Non-operating condition
5.Mechanical		
Weight	1.3Kg	
Size	220X105X43MM	Casing only
Connector	Refer to order	
6.Safety		
Max. temperature rise	< 40°C on casing	
Safety approval	CE	
MTBF	30000H	
ESD	8.0KV	
Hi-Pot Insulation	i/p to o/p: 3000V (1 min)	

CUSTOMER REV	REV	ZONE	DESCRIPTION	CHA BY/DATE	APP BY/DATE



深圳市谷润数字电源有限公司

TITLE:		MATEL:	
MODEL:	G300-XXXXXX	WEIGHT:	
DES BY:	CAD FILE:	TEXTURE NO.	
CHECK BY:	COLOR:	Paper Size:A4	SCALE: 1:1
APP BY:	FINISH/TREATMENT:	UNIT: mm	DATE:

1 2 3 4 5 6 7 8 9 10

A B C D E F G H