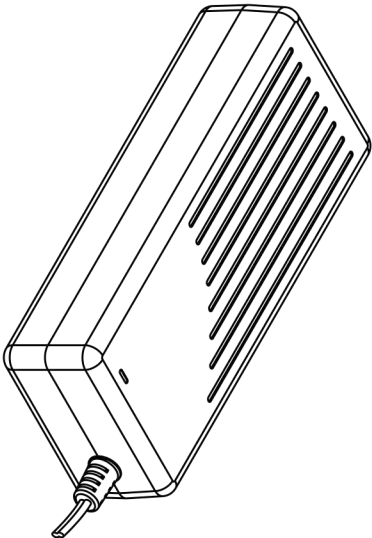
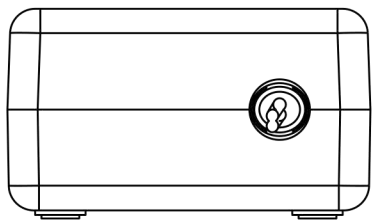

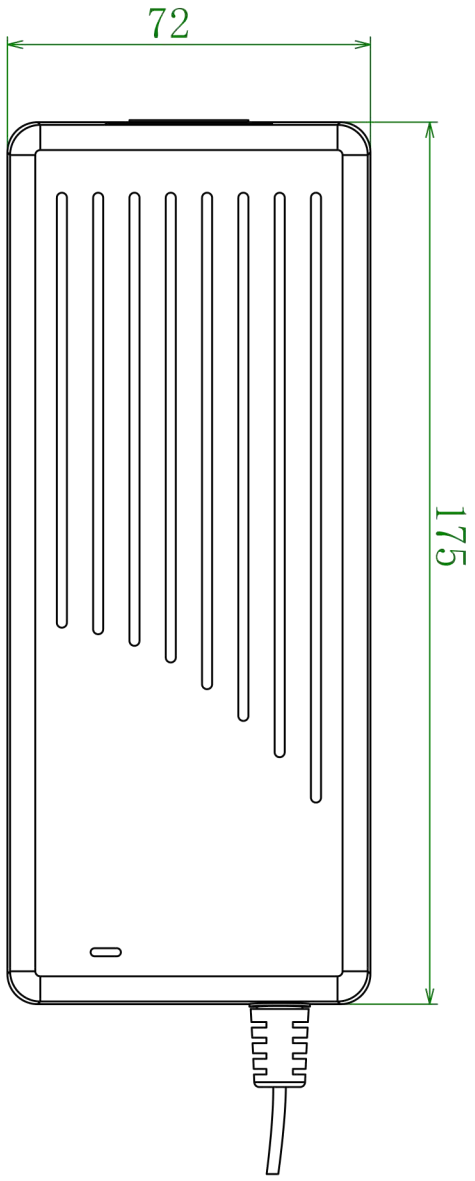




G168-252066 (25.2V 6.6A) 6S Li-ion Battery Charger

| 项目 Item | 规格 Specification | 备注 Remark |
|-------------------------------|-----------------------------|---|
| 1.输入特性 Input | | |
| 额定输入电压 Rating input voltage | 100~240Vac 50/60Hz | |
| 输入电压范围 Input voltage range | 90~264Vac | |
| 额定输入电流 Rating input current | 2.2Arms | Input:100V Output:Full load |
| 功率因素 Power factor | PF>0.98 | Input:115VAC Output:Full load |
| | PF>0.94 | Input:230VAC Output:Full load |
| 待机功耗 Standby power | 1W | Input:115VAC&230VAC |
| 最大输入功率 Max input power | 183W | Input:100V Output:Full load |
| 2.输出特性 Output | | |
| 空载输出电压 No load output voltage | DC25.2V ±1% | |
| 输出电压范围 Output voltage range | DC15.0~25.2V | |
| 适用电池 Suit with battery type | 6S Li-ion battery | |
| 恒定电流 Charging current | 6.6A ±7% | |
| 恒定电压 Charging voltage | DC25.2V ±1% | |
| 预充电流 Pre-charge | 1.32A ±7% | 电压≤48.0V预充 |
| 充电结束电流 Charge-end current | ≤0.66A±10% | |
| 定时器 Timer | - | |
| 最大输出功率 Max output power | 166.32W | |
| 纹波电压 Ripple voltage | ≤300mV | 满载 Full load |
| 充电指示灯 Charging LED | 红灯闪Red LED flashing | 2Hz Error |
| | 绿灯闪Green LED flashing | 0.45Hz 空载No battery; 0.83Hz <25% Capacity; 1.25Hz ≥25% Capacity; 1.66Hz ≥50% Capacity; 2.5Hz ≥75% Capacity; |
| | 绿灯常亮 Green LED on | 充满Full |
| 输出短路保护 Shorted | 有Yes | |
| 输出反接保护 Reversed | 有Yes | |
| 效率 Efficiency | ≥94% | 满载 Full load @220V |
| 3.环境要求 Environment | | |
| 工作温度 Operate temperature | -10 ~ +40℃ | |
| 工作湿度 Operate humidity | < +90% | 相对湿度 Relative humidity |
| 存储温度 Storage temperature | -40 ~ +70℃ | |
| 存储湿度 Storage humidity | 0 ~ +95% | 相对湿度 Relative humidity |
| 冷却方式 Cooling | 自然冷却 Natural | |
| 抗振动 Vibration resistance | 5MM/50HZ/600S | 非运行状况 Non-operating condition |
| 抗冲击 Impact resistance | 1 meter drop test 3 times | 非运行状况 Non-operating condition |
| 4.结构 Mechanical | | |
| 重量 Weight | 680g | |
| 尺寸 Size | 175X72X40MM | 外壳尺寸Casing only |
| 接线端子 Connector | 按客户要求制定 Refer to order | |
| 5.安全特性 Safety | | |
| 最大温升 Max. temperature rise | < 40℃ on casing | |
| 安全认证 Safety approval | CE/SAA/FCC/CCC/cTUVus/CB/BS | |
| 平均无故障时间 MTBF | 30000H | |
| 静电等级 ESD | 8.0KV | |
| 隔离耐电压 Hi-Pot Insulation | i/p to o/p: 3000V (1 min) | |

| CUSTOMER REV | REV | ZONE | DESCRIPTION | CHA BY/DATE | APP BY/DATE |
|--------------|-----|------|-------------|-------------|-------------|
| | | | | | |



深圳市谷润数字电源有限公司

| | | | |
|---------------------|-------------------|---------------|-------------|
| TITLE: | | MATEL: | |
| MODEL: G168W-XXXXXX | | WEIGHT: | |
| DES BY: | CAD FILE: | UNIT : mm | TEXTURE NO. |
| CHECK BY: | COLOR: | Paper Size:A4 | SCALE: Ft |
| CUSTOMER P/N: | FINISH/TREATMENT: | | DATE: |
| | | | |