



■ **Features**

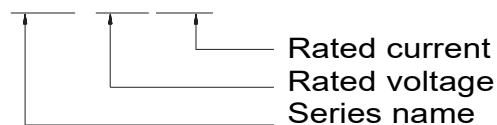
- AC/DC desktop type power unit
- High efficiency
- Universal AC input / Full range(90-264V~)
- Built- in active PFC function
- High frequency switching mode
- Protection: Short circuit / Over voltage /Over temperature
- Display voltage、 current
- 1 years warranty

■ **Applications**

- IT equipment or Radio system
- Machine room
- Surveillance system
- Home appliances

■ **Mode Encoding**

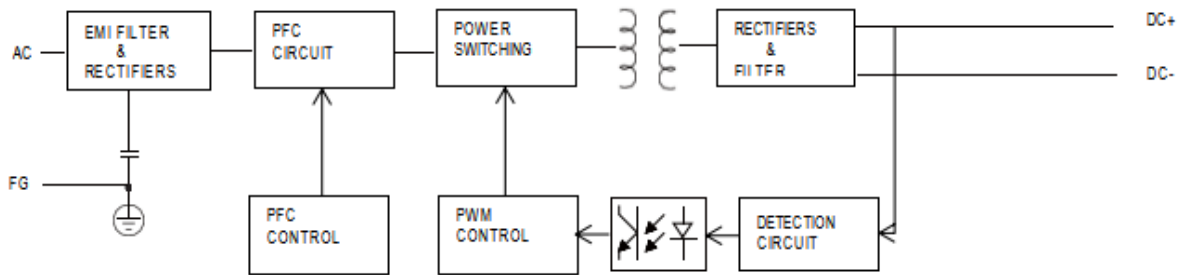
G1200-XXXYYY



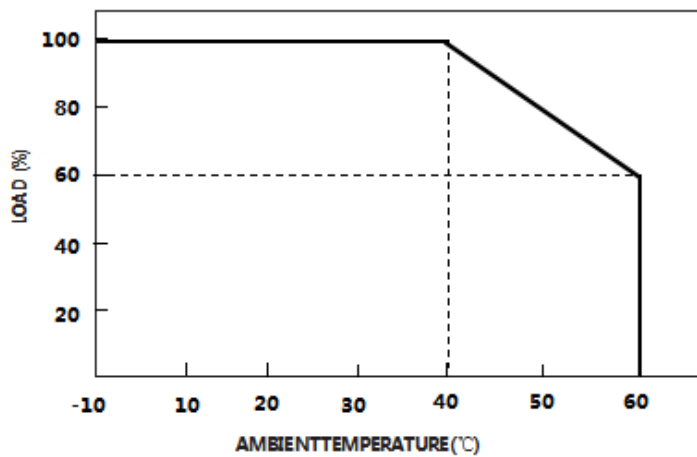
## SPECIFICATION

MODEL		G1200-240360	G1200-360300	G1200-420280	G1200-480250	G1200-600200	
OUTPUT	Voltage	24V±5%	36V±5%	42V±5%	48V±5%	60V±5%	
	Current	0-36A	0-30A	0-28A	0-25A	0-20A	
	Rated power	864W	1080W	1176W	1200W	1200W	
	Voltage regulation	1%					
	Load regulation	3%					
	Start-up time	2000mS (Input:115VAC Output: Full load)					
	Rise time	30mS (Input:115VAC Output: Full load)					
	Hold time	15mS (Input:115VAC Output: Full load)					
	Ripple voltage	<output voltage*1% (20MHz , AC coupling mode, connected in parallel with 0.1uf ceramic capacitor and 47uf electrolytic capacitor)					
	LCD display	Display voltage(Display error ± 2%), current(Display error ± 6%)					
INPUT	Rated input voltage	100 - 240VAC 50 / 60Hz					
	Input voltage range Note.2	90 - 264VAC					
	Power factor (Typ.)	PF>0.96 @Full load					
	Input current (Typ.)	14A@100VAC					
	Inrush current (Typ.)	75A/230VAC (cold start)					
	Standby input power	<6W					
	Efficiency (Typ.)	92%	93%	93%	93.5%	93.5%	
PROTECTION	Short circuit	Protection type : Shut down output					
	Over voltage	Protection type : Shut down output					
	Over current	Protection type : Shut down output (110-160%)					
	Over temperature	Protection type : Shut down output					
ENVIRONMENT	Working temperature	-10 - +40°C (Refer to " Derating Curve")					
	Working humidity	0 - 90% RH					
	Storage temperature, humidity	-40 - +70°C, 0 - 95% RH					
	Cooling	Natural convection					
	Vibration resistance	10 - 50Hz, 2G 10min. 1cycle, 60min. each along X, Y, Z axes					
SAFETY & EMC(Note.3)	Max. temperature rise	< 40°C on casing					
	Hi-Pot Insulation	i/p to o/p: 3000V (1 min)					
	Safety approval	IEC62368					
	EMC Emission	Parameter	Standard			Test Level   Note	
		Conducted	EN55032 FCCPART15			Class B	
		Radiated	EN55032 FCCPART15			Class B	
		Harmonic Current	EN61000-3-2			.....	
Voltage Flicker	EN61000-3-3			.....			
EMC IMMUNITY	EN61000-4-2, EN61000-4-3, EN61000-4-4, EN61000-4-5, EN61000-4-6, EN61000-4-8, EN61000-4-11						
OTHERS	MTBF	30000H					
	Dimension	265*134*60mm (L*W*H)					
	Weight	2500g					
NOTE	<p>1. All parameters NOT specially mentioned are measured at 230VAC input, rated load and 25°C of ambient temperature.</p> <p>2. Derating may be needed under low input voltages. Please check the derating curve for more details.</p> <p>3. The power unit is considered as an independent unit, but the final equipment still need to re-confirm that the whole system complies with the EMC directives.</p>						

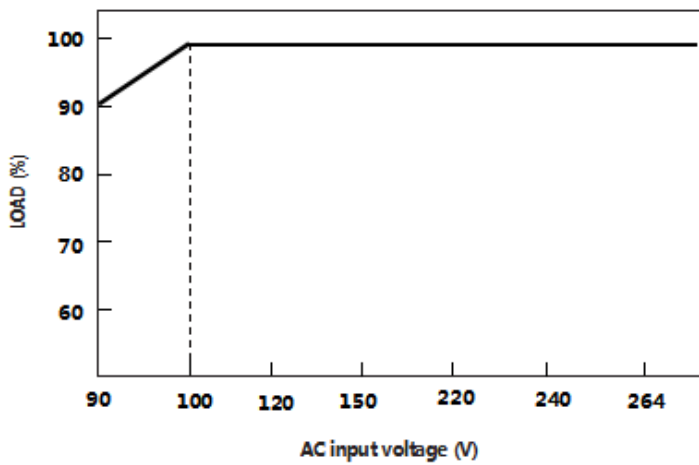
■ Block Diagram



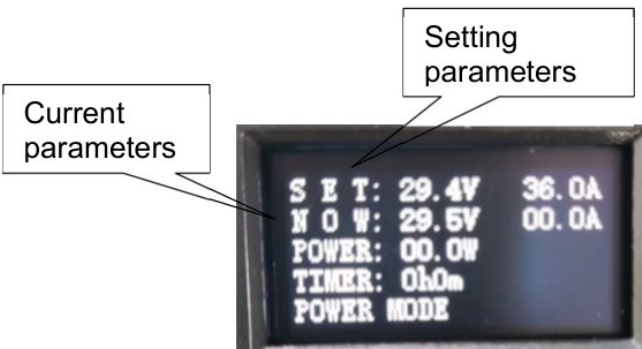
■ Derating Curve



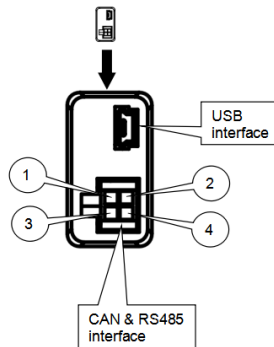
■ static Characteristics



### ■ LCD display



### ■ Communication Terminal Pin No.



Communication Terminal Pin No. Assignment

- When using CAN communication

Pin No.	Assignment
1	CANH
2	5V+
3	CANL
4	5V-

- When using RS485 communication

Pin No.	Assignment
1	RS485-B
2	5V+
3	RS485-A
4	5V-

### ■ Mechanical specification

